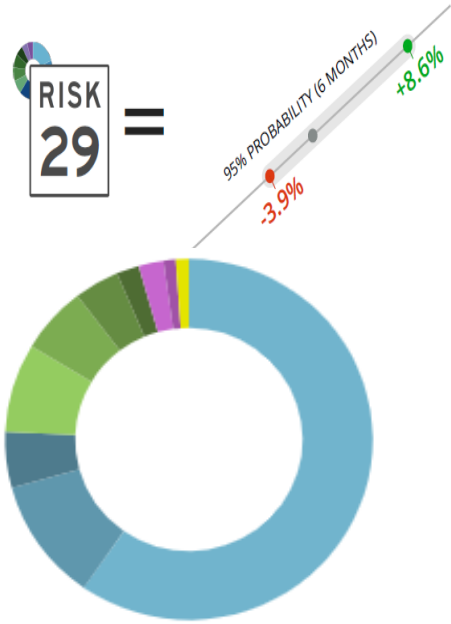


Conservative Portfolio

This is your asset allocation, as captured on November 15, 2018.



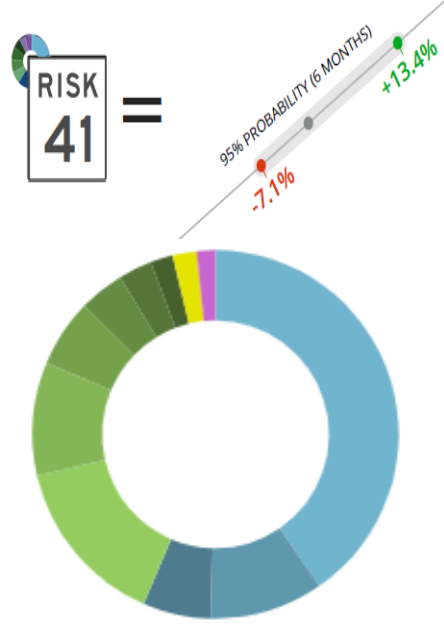
Stocks	20%
Bonds	76%
Cash	3%
Other	1%

Riskalyze GPA **4.2**

Potential Annual Return **4.06%**

Moderate Conservative Portfolio

This is your asset allocation, as captured on November 15, 2018.



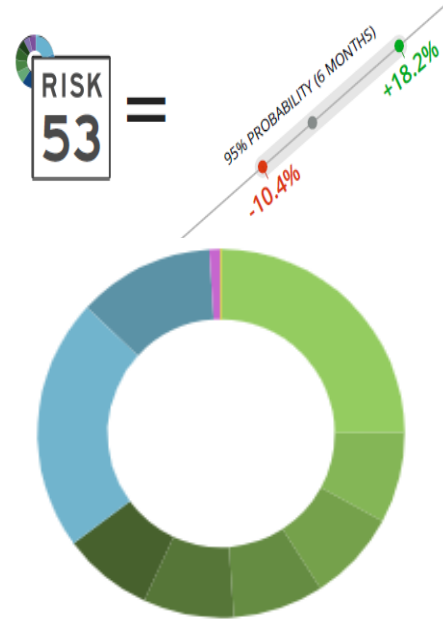
Stocks	40%
Bonds	56%
Cash	2%
Other	2%

Riskalyze GPA **4.3**

Potential Annual Return **6.31%**

Moderate Portfolio

This is your asset allocation, as captured on November 15, 2018.



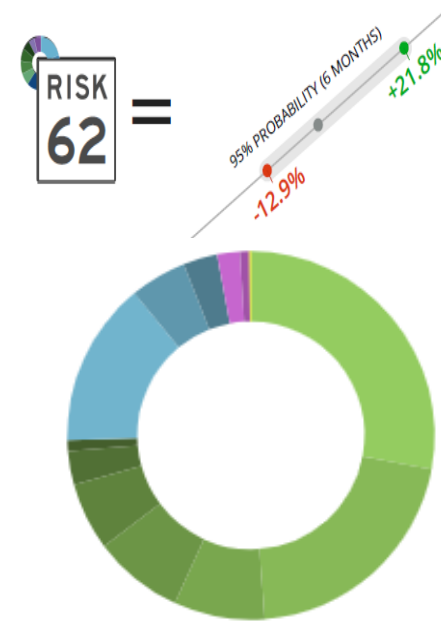
Stocks	65%
Bonds	34%
Cash	1%
Other	0%

Riskalyze GPA **4.3**

Potential Annual Return **7.74%**

Growth Portfolio

This is your asset allocation, as captured on November 15, 2018.



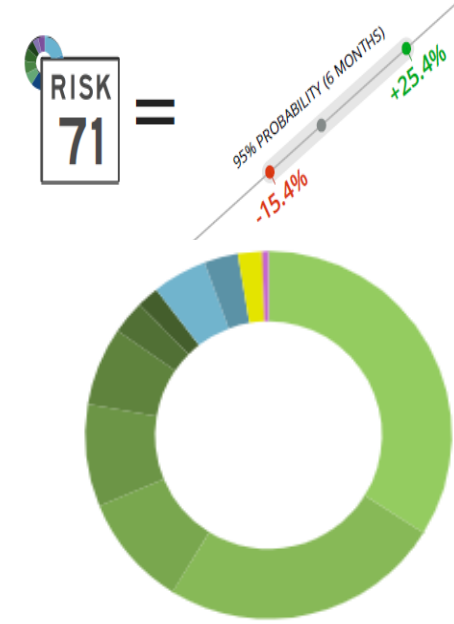
Stocks	75%
Bonds	22%
Cash	3%
Other	0%

Riskalyze GPA **4.3**

Potential Annual Return **8.89%**

Aggressive Portfolio

This is your asset allocation, as captured on November 15, 2018.



Stocks	90%
Bonds	8%
Cash	1%
Other	2%

Riskalyze GPA **4.3**

Potential Annual Return **9.95%**